



on a roll

HIGHLIGHTS OF WALLCOVERINGS' LATEST AND GREATEST CONSUMER PRESS

PUBLISHED BY THE WALLCOVERINGS ASSOCIATION

issue 46

Better Homes and Gardens, Kitchen + Bath Makeovers, Winter 2010, Circulation 450,000



weekend PROJECTS

WRITER AND PRODUCER REBECCA JERDEE
PHOTOGRAPHER KRITSADA

on a ROLL

Give your kitchen an instant facelift with wallpapers or stickers. Check out our flower backsplash, swirl-happy wall art, open cabinet, and faux-panel cabinet doors.

kitchen + bath makeovers WINTER 2010 33

Pink Wallpaper with white damask design, top Damask Spot #KD1720—Three Sisters Studio through York Wallcoverings; 800/375-9675; yorkwall.com. **White wallpaper with dark pink designs, bottom** Scrolling ironwork #SP146724 from the Shadow Play collection—Seabrook; 800/238-9152; seabrookwallpaper.com.

Continued on next page

weekend PROJECTS

{ GERBERA GOODNESS }

WALL BOUQUET

Arrange oversize gerbera daisy stickers on a backsplash and adjoining wall for drama, spunk, and splashes of color. Here's how:

On a smooth, clean kitchen wall (freshly painted is a plus), plan the placement for each daisy, varying the height of each stem for a natural look. A backsplash allows 18–30 inches in height for the flowers, so their stems will be shorter than those applied on the adjoining wall.

Carefully peel the first flower from the sheet. Position and smooth it onto the surface. To remove and reposition it, slowly peel it from the wall. Repeat the process until the flower border is complete.

Although the flowers are washable, you might opt for a protective sheet of glass over the stickers behind a range or countertop. A sheet of glass purchased and cut to size at a home center provides a barrier between steam buildup and the wall. Attach it to the wall with mirror mounting brackets.



DIY SKILL LEVEL: INTERMEDIATE

You'll need scissors to cut the stems of the stickers. If you opt for the glass sheet, wear gloves when handling.

From blank wall to bright indoor garden





{ ARTSY SWIRLS }


BUILD A MURAL

For a twist on kitchen art, apply a trendy swirl graphic to a wall in your breakfast area. Here's how:

Choose removable, washable, self-adhesive wall appliques. You'll get the best results if your wall is smooth and clean. Fill holes in the wall, sand it, and paint it. Allow the paint to dry for two days before applying the art. Avoid applying appliques to heavily textured walls.

Using the measurements supplied on the sticker package, lightly mark the corners of the area for the mural. Then, to give yourself a sense of the overall area, apply painter's tape around the edges of the measured space.

Carefully peel the main sticker from the roll; position and smooth it onto the wall, using the package diagram as a guide for placement. To remove or reposition the sticker, slowly peel it from the surface and reapply. Continue this process until the mural is complete.



DIY SKILL LEVEL: EASY
You'll need a set of peel-and-stick appliques, a measuring tape, and a pencil.

Stick-on mural transforms casual dining area

kitchen+bath makeovers WINTER 2010 35

Wall artwork Deco Swirl #RMK1309GM—RoomMates Decorative Peel & Stick Products; 800/236-4520; roommatespeelandstick.com.

Continued on next page


{ INSIDE ADDITION }

PATTERNED BACK

Remove the doors from a standard cabinet and give it a beautiful backdrop for showcasing favorite bowls and plates. Here's how:

First, choose a cabinet that works well for displaying your dishes. One without a central support bar is best. Remove the doors and fill in the screw holes with wood filler: sand. Refinish the front and interior of the cabinet with paint or stain. (Tip: Adjustable shelves are easier to refinish when removed from the cabinet.)

Measure the back of the cabinet for the wallpaper decoration. If shelves are permanently installed, measure each section of the back. Cut the wallpaper panel or panels and paste them to the cabinet back.




► Paper Tip

For unpasted wallpaper, apply paste to the backs of the panels with a brush. "Book" the newly pasted backs of the panels together for a few minutes until the glue gets a sticky consistency, then apply.

T DIY SKILL LEVEL: EASY

You'll need a straightedge, pencil, scissors, and a sink or wallpaper trough for dipping the wallpaper in water.

Paper backing gives cabinet a custom look





{ PRETTY PANELS }

TRIM AND FRAME


For the look of recessed doors, apply wallpaper panels to slab doors and frame them with screen molding. Here's how:

First, estimate the size of the wallpaper panels. (Tip: To avoid wear, make sure knobs are positioned outside the paper panels.) Lightly mark the panel positions on the doors with pencil. We made our margins 2 1/2 inches.

Cut the panels to size and paste them in position on the doors. Make sure the patterns on the panels carry the pattern consistently from top to bottom and side to side.

Paint or stain the screen molding to match the cabinetry. When dry, measure the frame lengths and miter the frame corners at 45-degree angles. Attach the frames to the doors with headless nails and use paint to conceal the nail tops.

RESOURCES BEGIN ON PAGE 110



TT **DIY SKILL LEVEL: INTERMEDIATE**
You'll need a miter saw or miter box and handsaw to cut the corners of the molding.

From stock cabinet to pretty custom storage

kitchen+bath makeovers WINTER 2010 37

Wallpaper Flower Power #566-44902 from the Echo collection by Kenneth James-Brewster Home Fashions; 800/366-1700; brewsterhomefashions.com.



FOR A UNIFIED INDUSTRY

401 North Michigan Avenue, Suite 2200
Chicago, IL 60611
Tel: 312-644-6610 Fax: 312-527-6705
<http://www.wallcoverings.org>



Design for the New Year

Smart decorative moves for lifting your rooms out of the post-holiday doldrums



Pop of Pattern — *To easily catch the eye, add bold wallpaper to an entire room, an accent wall, or even the backs of your cabinets and bookshelves. This graphic, oversize floral pattern by Stacy Garcia would be the perfect dose of flair for a bare wall. Parisian Poppy in teal on ivory, \$70 per single roll (60.75 square feet); YorkWall.com*

Let's face it, most any décor pales by comparison to the lights, garlands and ornaments that festoon our surroundings at year's end. But the magic needn't disappear along with the tinsel and tree. You can create year-round appeal by taking your cues from the decorations heading to the attic.

At their essence, they're small doses of luxury that hook the eye with pattern, color, form, texture and sheen. So, in the new year, turn to compact accents, paint, wallpaper, touches of nature and light to add beauty without bulk to your rooms. While some of these solutions call for a bit of elbow grease, they don't require deep



Wallpaper Art — *Covering a wall in a photorealistic mural from Brewster Wallcoverings is the surest way to bring the outdoors inside, full-time. It's easy to forget about the frost when cheerful images of flowers and grass loom large and nearby. "Green" (8-886), the grass mural shown here, is from the Komar Photo Murals; Vol. 9 is 12'1" w x 8'4" h, \$150. BrewsterWallcovering.com*

pockets. And, just like those twinkling strands of bulbs, you can easily swap them out when the mood strikes.

Accents with Impact

A Pillow Makeover

Nothing perks up a drab sofa or chair more quickly than a pillow...or two or three. These little packages deliver a wallop of pleasing geometry, color and texture that is disproportionate to their size. Refresh the look you have by layering pillows of different shapes and sizes into your seats.

Double Duty Throws

Don't forget to toss a bright throw into the mix during these cold winter months—it's an opportunity to spread additional color over your perches along with some warmth.

Runner Refresher

Your home's transitional spaces get the most foot traffic but their design doesn't often reflect their prime location. How about rolling out the carpet for style in a hallway with a cushy new runner?

Deck the Walls

Power of Paint

Coating one room or even a single wall in a vibrant and compelling color will breathe new life into your home. Just before the end of 2009, the Pantone Institute—the world's leading color research and information center—named Turquoise (15-5519) as the 2010 color of the year. Conjuring up images of a tropical waters in shades of blueish-green, the gem color is a symbol of healing, faith and truth with positive vibrations—who couldn't use some of that in the new year?

Wallpaper Pop

Wallpaper's another way to quickly and easily grab the eye—use it to accent a single feature wall or an entire room, a small section of a wall, a door panel, or even the back of a shelving unit.

In spaces made of largely neutral furnishings, photorealistic papers (try Brewster) wield the impact of art in the most striking sense. If you have enough pattern in a room, add texture and shimmer with glass bead encrusted or crystal embedded papers like those from York. In search of a focal point? WallPops, a peel-and-stick product, lets you create riveting tableaux with virtually no commitment.



FOR A UNIFIED INDUSTRY

401 North Michigan Avenue, Suite 2200
Chicago, IL 60611
Tel: 312-644-6610 Fax: 312-527-6705
<http://www.wallcoverings.org>



Jason & John's Hyper Saturated Home, Part 1 House Tour



Baron in Cream from Residence (walls) and Fanfare in Brown from Seaside (ceiling) by Thibaut.

Name: Jason & John

Location: Lefferts Gardens, Brooklyn

Size: 2,800 square feet, Tudor-style single family home

Years lived in: 4 years

Apartment Therapy Survey

Style: We wanted to create something of a British country house feeling in the city, a place that showcases eclectic influences but feels like it's been lived in for dozens of years. There are patterns everywhere and gobs of color and lots of whimsy: The goal was to keep the eye constantly engaged and entertained. And comfort is king: This is a house where you can put your feet up and relax.

Inspiration: Nancy Lancaster. Auntie Mame's Beekman Place apartment. The gardens at Hidcote. The Beverly Hills

Hotel coffee shop. Manhattan's Indochine restaurant. The film, *The Women* (the original - not the remake). Dorothy Draper. John Fowler's hunting lodge. Bern's Steak House. The Greenbrier in White Sulphur Springs, West Virginia. Tony Duquette. Clearwater, Florida's sadly departed Kapok Tree Restaurant.

Favorite Element: The comfort. The wallpaper that covers nearly every square inch of the place - including many ceilings. And the fireplace that we have going all winter long.

Biggest Challenge: The living room was awkward thanks to the traffic pattern, so we couldn't use rugs. Our solution was to paint the floor with green-and-white stripes, and that pulled the whole space together.

What Friends Say: Our friends love it:

They come all the way from Manhattan for our dinner parties (and on multiple occasions to boot!). We get "fun!" a lot and "I love the color and patterns!" quite a bit, too. Jason's mom - more of a Calvin Klein minimalist - calls our house the "knick-knack shack."

Biggest Embarrassment: None. Any "mistake" can be tweaked or re-painted or propped or slipcovered. (Although I almost once Be-Dazzled our duvet, but then I thought twice.)

Proudest DIY: We are super handy, so we are always changing out light fixtures and painting. We look at our home as a design lab, so it is constantly in a state of flux. We landscaped our backyard ourselves - including the installation of some 20-foot birch trees that we had to drag down an alley and over a wall.

Continued on next page



FOR A UNIFIED INDUSTRY

401 North Michigan Avenue, Suite 2200
Chicago, IL 60611
Tel: 312-644-6610 Fax: 312-527-6705
<http://www.wallcoverings.org>



Closet: Mimosa in Aqua from Waterlily by Thibaut.

Biggest Indulgence: The wallpaper that covers every square inch. And the custom-made lampshades and window treatments that we are constantly switching out.


Best Advice: Be bold or you just may grow mold. Or, put a smile on your style.

Dream Source: World Market mixed with a Marrakesh soukh.



In the Zone

This casually elegant great-room organizes a family's gear with ease.



Medallion Branches in Turquoise from The Carlisle Company.

Continued on next page



FOR A UNIFIED INDUSTRY

401 North Michigan Avenue, Suite 2200
Chicago, IL 60611
Tel: 312-644-6610 Fax: 312-527-6705
<http://www.wallcoverings.org>

GETTING STARTED

work zone: DO-MORE DINETTE

Storage-savvy bookcases and built-ins turn a tiny dining nook into a creative destination for the entire family.

Photographer Adam Albright Producer Carrie Naumann



20 STORAGE FALL/WINTER 2010

Wallpaper Mini Trellis by Carey Lind—York Wallcoverings; 800/375-9675; yorkwall.com.



FOR A UNIFIED INDUSTRY

401 North Michigan Avenue, Suite 2200
Chicago, IL 60611
Tel: 312-644-6610 Fax: 312-527-6705
<http://www.wallcoverings.org>



數碼牆紙代替壁畫



今時今日的數碼科技已經可以將繪畫如實地重現於牆紙上。想在家中牆壁繪畫，但自問畫工未夠水準，又不想勞師動眾請畫師代勞，不妨考慮採用取材藝術畫的牆紙，比如圖中Komar XI系列牆紙之Gloriosa圖案，便是通過數碼技術，讓藝術畫作轉化為牆紙，於壁面重現；美國Brewster出品。

Brewster's Gloriosa (8-999) from Komar Photomurals Volume XI, www.komar.com.

Better Homes and Gardens.

Multiuse Dining Room Makeover

When an Idaho family entered the BHG.com Save My Room contest, they hoped Better Homes and Gardens contributing editor Stephen Saint-Onge would transform their plain dining room into a multifunctional space. But they never imagined they would get so much more.



Medallion Branches in Turquoise (OL5443) from The Carlisle Company

Continued on next page



WALLCOVERINGS
ASSOCIATION FOR A UNIFIED INDUSTRY

401 North Michigan Avenue, Suite 2200
Chicago, IL 60611
Tel: 312-644-6610 Fax: 312-527-6705
<http://www.wallcoverings.org>

Multiuse Dining Room Makeover

When an Idaho family entered the BHG.com Save My Room contest, they hoped Better Homes and Gardens contributing editor Stephen Saint-Onge would transform their plain dining room into a multifunctional space. But they never imagined they would get so much more.



Medallion Branches in Turquoise (OL5443) from The Carlisle Company

Continued on next page

BHG.com, continued

Multiuse Dining Room Makeover

When an Idaho family entered the BHG.com Save My Room contest, they hoped Better Homes and Gardens contributing editor Stephen Saint-Onge would transform their plain dining room into a multifunctional space. But they never imagined they would get so much more.




Medallion Branches in Turquoise (OL5443) from The Carlisle Company



FOR A UNIFIED INDUSTRY

401 North Michigan Avenue, Suite 2200
Chicago, IL 60611
Tel: 312-644-6610 Fax: 312-527-6705
<http://www.wallcoverings.org>



1. **Wall Art Kunqu Damask**, a hand-printed grasscloth from Thibaut's Grasscloth Resource collection, offers a fine way to bring natural texture and a sense of nature indoors. Find the environmentally friendly wallcovering at the Dean-Warren showroom in the Arizona Design Center in Scottsdale, (480) 990-9233.



FOR A UNIFIED INDUSTRY

401 North Michigan Avenue, Suite 2200
Chicago, IL 60611
Tel: 312-644-6610 Fax: 312-527-6705
<http://www.wallcoverings.org>



10 Home Projects to Help You Go Green, Get Stylish and Save Money



PATIO UPGRADE

Cooler weather compels Valley residents to turn their patio into an outdoor living room. Homeowners are taking their indoor comforts outside: flat-screen televisions, ceiling fans, fireplaces, lamps and even sectional sofas. These arrangements turn what once was a secondary spot for an outdoor meal or a catch-all for pool equipment into an enticing outdoor living space that will feel like you've just added more square footage to your home.

FLOOR COVERING

Bamboo and cork are the latest green flooring products, and they give homeowners distinctive choices. Gick said tile is still a great affordable, maintenance-free material if it's installed in an interesting way. In her Chandler tract home, she traded pinky-beige tile for 12-by-24-inch tile pieces installed in a herringbone pattern.

APPLIANCES

If you need a new refrigerator or freezer, now is a good time to buy one. APS and SRP are giving customers a \$30 rebate on a new refrigerator when you let them haul away and recycle an older, less efficient one. Visit aps.com or savewithsrp.com for details. You also can get on a waiting list for the **Arizona Appliance Rebate Program**. The funds were technically depleted this summer, but the **Arizona Department of Commerce** was still taking names in the event that more funds became available. The rebates included up to \$200 for a new freezer, up to \$300 for a new refrigerator, up to \$150 for a room air-conditioner and \$500 for a solar water heater. Check arizonarebates.com for more information.

WALLPAPER

It's back! Those of us who spent weeks scrubbing wallpaper paste from the walls of a 1980s home may be leery of it, but wallpaper has arrived in a big way. Gick insists today's wallpaper is more eco-friendly and easily removed with a little fabric-softener solution. "It's not your grandmother's wallpaper," she said. "The big prints are really in right now." Designers are using bold wallpaper everywhere. If you don't want to commit to using it in an entire room, Gick suggests wallpapering one accent wall and framing it with molding. "It's like an art piece," she said. Another option: wall graphics that can be used as an art element or fun punch of color in a room.

FIREPLACE UPDATE

One project that can transform a home and add the wow factor is updating the fireplace. Many Valley living rooms boast either dated tile or brass fireplace surrounds or deep "media" niches around the fireplace that thin, flat-screen televisions have made obsolete. Think about retiling the fireplace, updating (or eliminating) the niches or adding built-in cabinetry. A fireplace update will cost much less than a full-scale kitchen or bath redo and can add an elegant focal point. Also consider some modern fireplace accessories, such as the new pewter Alton fireplace screen (\$159) and tool set (\$159) at **Crate & Barrel**.



YORWALL.COM; CRATE AND BARREL


Corset in Plum (GS4812) from Stacy Garcia Luxury Wallpapers II



party planner | CAKES

Whiten Up

Classic white cakes stay current, thanks to *dazzling* new shapes and *textures*.
by Naima DiFranco



Textured gumpaste pinwheels add a playful yet posh punch to this three-tiered vanilla confection, filled with delicious mocha buttercream. By Eat Cake Be Merry.

Cake plate by Lenox. Napkin and napkin ring by Kim Seybert. Pitcher by Wedgwood. Wallpaper by Thibaut. Chielwich tablecloth, available at select Bloomingdale's.

70

PHOTOGRAPHY: LUCIANA ENRIQUEZ

Queen Anne's Lace, Thibaut; 800-223-0704, thibautdesign.com

Continued on next page



FOR A UNIFIED INDUSTRY

401 North Michigan Avenue, Suite 2200
Chicago, IL 60611
Tel: 312-644-6610 Fax: 312-527-6705
<http://www.wallcoverings.org>

party planner | CAKES

A little bit country yet utterly modern, this quilted ivory fondant cake, topped with handmade gumpaste magnolias, is super chic. Chocolate cake filled with cappuccino cream. By ASimpleCake.com.

A creative confection is the sweetest way to personalize your wedding.

Cake plate by Tiffany & Co.
Vases by Jonathan Adler.
Chilewich tablecloth, available at select Bloomingdale's. Wallpaper by York Wallcoverings.

72 BRIDALGUIDE.COM Nov/Dec 2010

Small Polka Dot Brothers and Sisters Collection, York Wallcoverings; 800-375-9675, yorkwall.com.

Continued on next page



FOR A UNIFIED INDUSTRY

401 North Michigan Avenue, Suite 2200
Chicago, IL 60611
Tel: 312-644-6610 Fax: 312-527-6705
<http://www.wallcoverings.org>

party planner | CAKES

Think *outside*
the circle—a
square shape
can turn
traditional
into modern.



*W*himsical gumpaste feathers seem to float over this white cake, covered in vanilla Italian meringue and fondant and filled with raspberry buttercream. By Ruth Drennan Cakes.

Cake stand by
Williams-Sonoma.
Ceramic birds
by Weddingstar.

PHOTOGRAPH BY LUCIANA PAMPALEONE

Queen Anne's Lace, Thibaut; 800-223-0704, thibautdesign.com

Continued on next page



FOR A UNIFIED INDUSTRY

401 North Michigan Avenue, Suite 2200
Chicago, IL 60611
Tel: 312-644-6610 Fax: 312-527-6705
<http://www.wallcoverings.org>

party planner | CAKES



For texture that's both minimal and elegant, try a dramatic multi-tiered confection. This buttermilk white cake, filled with caramel truffle crème and brown sugar buttercream, is wrapped in chic "ribbon" banded vanilla fondant. Sugar ribbon roses are a sweet accent. By Collette Foley Specialty Baking.

See Shopping Guide for details

With exquisite *details*, like ribbon *flowers*,
a *simple* cake is never boring.

Vase by Eva Zetsel. Cake
Knife & Server Set by
Vera Wang Collection by
Wedgwood. Flowers by
1-800-FLOWERS.com

76 BRIDALGUIDE.COM November 2010

bridalguide.com
Explore our gallery of dreamy
wedding-day delights at
bridalguide.com/cakes

Small Polka Dot Brothers and Sisters Collection, York Wallcoverings; 800-375-9675, yorkwall.com.



FOR A UNIFIED INDUSTRY

401 North Michigan Avenue, Suite 2200
Chicago, IL 60611
Tel: 312-644-6610 Fax: 312-527-6705
<http://www.wallcoverings.org>